City of Danville
427 Patton Street, Suite 208
Danville VA, 24541
Phone: (434) 799-5260

River District Design Commission

APRIL 12, 2018
4:00 P.M.
CITY COUNCIL CONFERENCE ROOM
AGENDA

I. WELCOME AND CALL TO ORDER

II. ROLL CALL

III. NEW BUSINESS

1. *A request has been filed for a Certificate of Appropriateness at 530-536 Craghead Street (rear) to install an outdoor dining area and greenspace.*
2. *A request has been filed for a Certificate of Appropriateness at 522 Bridge Street for the replacement of 7-10 3rd and 4th floor windows from wooden single pane to double pane, vinyl clad wood or aluminum, or pvc composite wood windows to match existing profile currently on the front of Bridge Street façade.*

IV. APPROVAL OF MINUTES FROM MARCH 8, 2018

V. OTHER BUSINESS

VII. ADJOURNMENT

City of Danville
427 Patton Street, Suite 208
Danville VA, 24541
Phone: (434) 799-5260

River District Design Commission

MEETING OF APRIL 12, 2018

SUBJECT

A request has been filed for a Certificate of Appropriateness at 530-536 Craghead Street (rear) to install an outdoor dining area and greenspace.

EXCERPT FROM DESIGN GUIDELINES

6.3. Outdoor Dining on
Private Property
Outdoor dining on private property offers many opportunities to create unique and diverse dining experiences walled garden settings with pergolas, sophisticated courtyards with couches and fire pits, decks overlooking the river. Because the possibilities will be shaped by the space available, these guidelines are fairly general and plans will need to be reviewed individually. While guidelines for outdoor dining on private property adjacent to and visible from the street are similar to those for sidewalk dining, there are more possibilities for outdoor dining located elsewhere on River District properties.

1. Location, materials and fencing.

• Railings, decks, outdoor lighting, ramps, and safety items must conform to all City and State building, safety, accessibility and zoning requirements. • Outdoor dining areas can be located on decks, side yards, or frontages of buildings that are set back from the public right of way.
• Clearance from public rights of way to all doorways must be a minimum of 40".
• Outdoor dining areas located in side yards or rear yards may be fenced for security and screened for privacy. Fencing similar to that specified in the sidewalk dining guidelines may be used, but it may be permanently anchored. Height may be up to 6', and may be solid (e.g. masonry wall) or be open in construction (e.g. metal pickets or grilles or lattice), or may be a combination (e.g. solid up to 30-36" and open above). If a solid wall is used and there is an outdoor entry, the gate should be constructed of open materials such as metal pickets or wrought iron.
• Outdoor dining located in the frontages of buildings set back from the sidewalk must have perimeter fencing that meet the requirements for sidewalk dining. Paving should complement the adjacent sidewalk.
• Outdoor dining located on decks must have railings required by code as to height (42"), but may utilize materials that allow views through (e.g. horizontal or vertical steel cables or plexiglass panels).

• Access may be through the building, from the street, or both.

2. Furniture

• For private dining areas located in setbacks from the front of building next to the public right of way, the standards for furniture and umbrellas are the same as for sidewalk dining.
• For furniture in side and rear yards and on decks, the requirements are more flexible, with picnic tables, umbrellas with logos, service areas, hostess stations and bars allowed as deemed appropriate by the River District Design Commission (RDDC) and the City.
• Garden structures, sculpture, fountains, fireplaces and other outdoor elements may be appropriate in outdoor dining areas.

STAFF RECOMMENDATION

The proposed work appears to comply with the guidelines and the Zoning Code. Therefore, Staff recommends that a COA should be issued.

City of Danville
427 Patton Street, Suite 208
Danville VA, 24541
Phone: (434) 799-5260

River District Design Commission

CERTIFICATE OF APPROPRIATENESS APPLICATION

The guidelines will be administered through the River District Design Commission (RDDC) appointed by City Council. This Commission will review any changes to buildings or sites within the District and issue a Certificate of Appropriateness (COA) if the changes meet the guidelines. Work on buildings and sites within the District cannot commence until a COA has been issued and other required permits and approvals have been obtained (see Section 1.2 for information on the Commission and Section 1.5 for more information on the process).

INFORMATION TO BE PROVIDED BY APPLICANT

Important-Please read before completing application

a) All questions on this application must be fully answered
b) The application must be signed by the property owners or representative with written authorization by the owner
c) A drawing, photo, plan or sketch of proposed project with dimensions

Property Location: 530 Craghead Street, Danville 24541 + 536 Craghead St.

Name of Applicant: Rick Barker Properties

Applicant's Address: 554 Craghead Street, Danville 24541

Applicant's Phone Number: 434-799-1999 Email Address: christie@sripackaging.com

Work Proposed (please circle one): Alteration/addition/rehabilitation/new construction/sign

The work being proposed is for an outdoor courtyard behind our building to serve as al fresco dining for Mucho restaurant, and also outdoor green space and seating for loft tenants. The space for tenants will be behind 536 Craghead. Drawings and renderings are attached to email.

Type of material(s) to be used: Mix - see attached landscape plans

Have you read and understand the Design Guidelines for the River District of Danville, Virginia? yes

Are you aware of the federal/state tax credits for potential reimbursement/credit of money used during substantial rehabilitation projects? yes

Would you like more information about these programs? no

Which one(s)? _____

Signature of Property Owner (if not applicant)

Signature of Applicant

INFORMATION TO BE PROVIDED BY PLANNING DIVISION

Application Number: _____ RDDC Date: _____

Date submitted: _____ Received by: _____

Tax Map Number: _____ Zoning District: _____

Additional Zoning Information: _____

All buildings, structures or improvements located in the River District and visible from a public right-of-way shall not be located, constructed, reconstructed, altered, or repaired unless a Certificate of Appropriateness has been issued by the River District Design Commission. The Commission meets once a month on the second Thursday of the month at 4:00P.M. in the fourth floor City Council Conference Room located in the Municipal Building. All questions or applications should be submitted to the Planning Division, located on the second floor of the Municipal Building, 427 Patton Street, Room 207, Danville, VA 24541; (434)-799-5260.

Article 3:R.C.6 Application Submission Requirements: In consideration of a complete application, the Planning Director and the Review Commission may require any or all of the following information and any other materials as may be deemed necessary for its review:

A. Statement of proposed use and user.
B. Statement of estimated construction time.
C. Photographs and maps relating proposed use to the surrounding property and/or the corridor on which it is located. Site plan drawings, prepared to meet the City site development plan submission requirements for a Preliminary Site Plan or
D. Preliminary Subdivision Plat, and other exhibits showing the location of the existing and proposed building and site improvements, including:
    1) Existing property boundaries, building placement and site configuration;
    2) Existing topography and proposed grading;
    3) Location of parking, pedestrian access, signage, exterior lighting, fencing and other site improvements;
    4) Relationship to adjacent land uses;
    5) Proposed site improvements, including location of parking, access, signage, exterior lighting, fencing, buildings and structures and other appurtenant elements;
    6) Proposed building color and materials;
    7) Relationship of building and site elements to existing and planned corridor development;
    8) Relationship of parking, pedestrian facilities, and vehicular access ways to existing and planned corridor development; and
    9) Other site plans and subdivision plats as may be required by Danville for development approval.
E. Architectural drawings showing plan view and elevations of new planned construction or renovations, including drawings of original building.
F. A landscaping and buffer plan.
G. Designs for exterior signing, lighting and graphics, to include description of materials, colors, placement and means of physical support, lettering style and message to be placed on signs.
H. Graphic exhibits depicting compliance with other design elements.

HUGHES & VENABLE PLANT SCHEDULE

QTY	Common Name	Latin Name	Size	
	N*	Native		
		TREES		
21		Thornless Honey Locust 'Sunburst'	*Gleditsia triacanthos var. inermis 'Sunburst'*	2" Caliper
	N*	River Birch 'Dura Heat'	*Betula nigra 'Dura Heat'*	Multistem/6' Minimum Height
2		Chinese Pistache	*Pistacia chinensis*	2" Caliper
4	N*	Sweetbay Magnolia 'Henry Hicks'	*Magnolia virginiana 'Henry Hicks'*	8' Height
2		Natchez Crape Myrtle	*Lagerstroemia indica 'Natchez'*	8' Height
1		Chinese Elm	*Ulmus chinensis*	2" Caliper
		OR Ginkgo 'Princeton Sentry'	*Ginkgo biloba 'Princeton Sentry'*	2" Caliper
		SHRUBS		
11		Little Lime Hydrangea	*Hydrangea paniculata 'Little Lime' Lime PPAF*	3-4'
8	N*	Fothergilla	*Fothergilla gardenii*	3 Gallon
3	N*	Early Amethyst Beautyberry	*Callicarpa dichotoma 'Early Amethyst'*	3 Gallon
21		Green Velvet Boxwood	*Buxus microphylla x sempervirens*	3 Gallon
2		Blue Princess Holly	*Ilex x meserveae 'Blue Princess'*	6'
2		Blue Prince Holly	*Ilex x meserveae 'Blue Prince'*	6'
10		Carissa Holly	*Ilex cornuta 'Carissa'*	3 Gallon
		PERENNIALS		
1		Purple Clematis	*Clematis viticella 'Venosa Violacea'*	3 Gallon
1		Purple Clematis 'Jackmanii'	*Clematis x 'Jackmanii'*	3 Gallon
1		White/Purple Clematis	*Clematis viticella x 'Purpurea Plena Elegans'*	3 Gallon
22		Arp Hardy Cold Hardy Rosemary	*Rosmarinus officinalis 'Arp'*	3 Gallon
33		Trailing Rosemary 'Creeping McHenry'	*Rosmarinus officinalis var. prostratus*	3 Gallon
36		Hidcote Lavender	*Lavandula angustifolia 'Hidcote'*	3 Gallon
23		Red Creeping Thyme	*Thymus praecox 'Coccineus'*	1 Gallon
		PLANTERS		
3		Harvard Agave	*Agave harvardiana*	3 Gallon
8		Century Plant	*Agave americana*	3 Gallon
2		Bush's Tail	*Sedum morganianum*	1 Gallon NOTE: Overwinter Indoors 50-60 degrees
8		String of Pearls	*Senecio rowleyanus*	1 Quart NOTE: Overwinter Indoors 50-60 degrees
52	N*	Horse Tail/Winter Rush	*Equisetum hyemale*	1 Gallon
2		Mexican Thornless Key Lime	*Citrus aurantifolia*	5 Gallon NOTE: Overwinter Indoors 50-60 degrees
1		Rose of Sharon	*Hibiscus syriacus*	3 Gallon NOTE: Overwinter Indoors 50-60 degrees
1		Meyer Lemon	*Citrus x meyeri*	5 Gallon NOTE: Overwinter Indoors 50-60 degrees

REVISION NOTES (10/20/17)
1 - Grease Trap Located
2 - Brick Banding Layout Adjustment
3 - Planter Location/Size
4 - New Light Fixture, Quantity Change & Location
5 - Plant Quantity

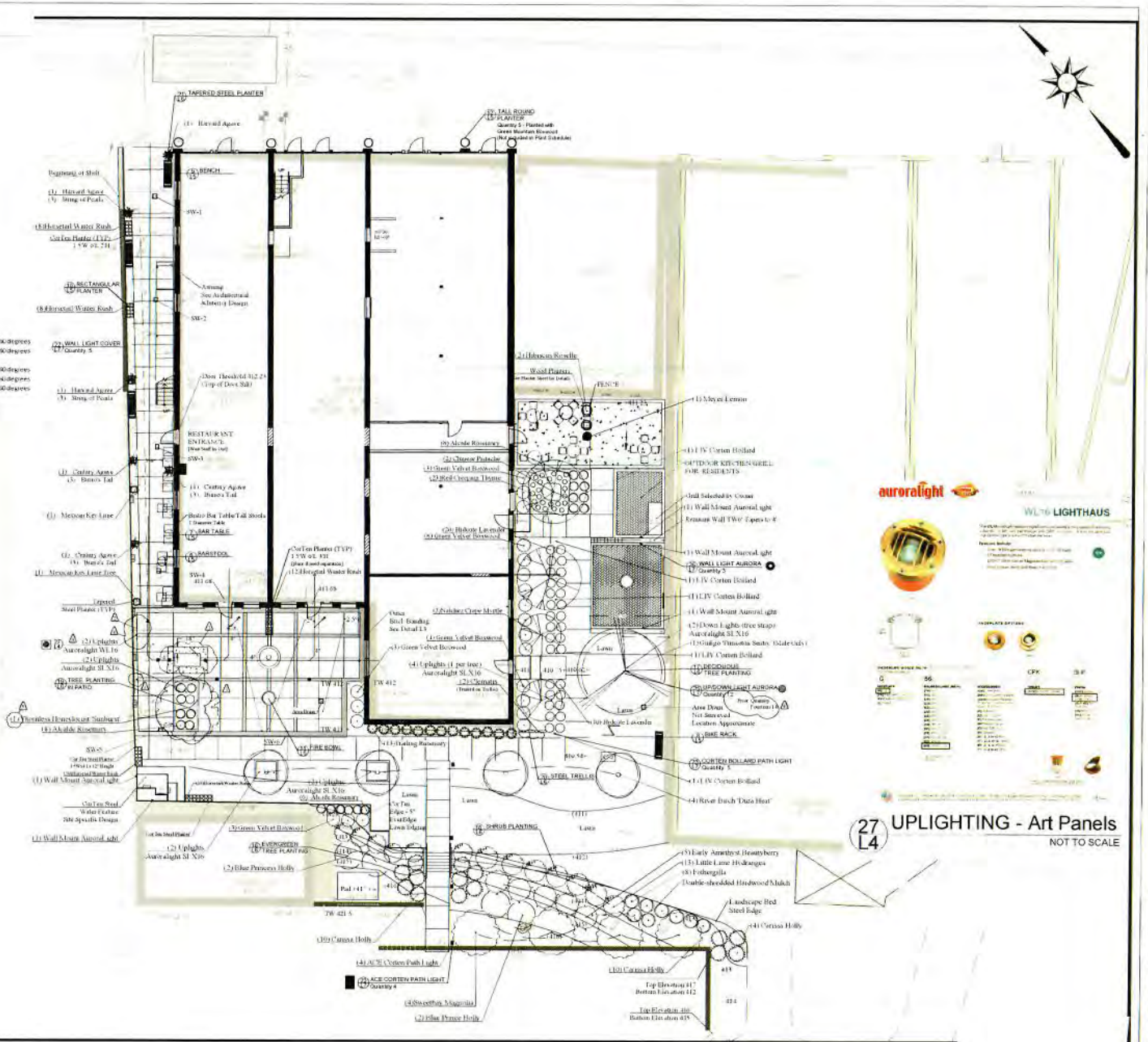
(20) TAPERED STEEL PLANTER
(1) Harvard Agave
(2) TALL ROUND PLANTER
Quantity 5 - Planted with Green Mountain Boxwood (Not included in Plant Schedule)
(5) BENCH
Beginning of Shell
(1) Harvard Agave
(3) String of Pearls
(8) Horsetail Winter Rush
CorTen Planter (TYP) 1.5'W x6.2'H
(10) RECTANGULAR PLANTER
Awning See Architectural Arbitecture Design
(2) WALL LIGHT COVER
Quantity 5
(1) Harvard Agave
(3) String of Pearls
Door Threshold 312.24 (Top of Door Slab)
RESTAURANT ENTRANCE
(1) Century Agave
(3) Bush's Tail
Bistro Bar Table/Tall Stools
(7) BAR TABLE
(5) BARSTOOL
(1) Mexican Key Lime Tree
(1) Century Agave
(3) Bush's Tail
Corten Steel Planter (TYP)
Tapered Steel Planter (TYP)
(2) Uplights Aurora light SL X16
(10) TREE PLANTING IN PATIO
(12) Thornless Honeylocust 'Sunburst'
(8) Alcalde Rosemary
(1) Wall Mount Aurora light
CorTen Steel Water Feature Site Specific Design
(1) Wall Mount Aurora light
(2) Uplights Aurora light SL X16
(2) Blue Princess Holly
(10) EVERGREEN TREE PLANTING
(3) Green Velvet Boxwood
(12) Horsetail Water Rush
(2) Uplights Aurora light SL X16
(8) Alcalde Rosemary
(2) Uplights Aurora light SL X16
(1) Railing Balustrade
(10) FIRE BOWL
(10) STEEL TRELLIS
(16) SHRUB PLANTING
(10) Carissa Holly
(4) LED Corten Path Light
(10) ACE CORTEN PATH LIGHT
Quantity 4
(4) Sweetbay Magnolia
(2) Blue Prince Holly
(10) Carissa Holly
Top Elevation 417
Bottom Elevation 412
Top Elevation 416
Bottom Elevation 415
(2) Hibiscus Rosalia
Wood Planters
FENCE
(1) Meyer Lemon
(1) LIV Corten Bollard
OUTDOOR KITCHEN GRILL FOR RESIDENTS
Grill Selectability Center
(1) Wall Mount Aurora light
Remove Wall TWG Tapers to 4'
(1) Wall Mount Aurora light
(2) WALL LIGHT AURORA
Quantity 2
(1) LIV Corten Bollard
(1) LIV Corten Bollard
(1) Wall Mount Aurora light
(2) Down Lights (free stage) Aurora light SL X16
(1) Ginkgo Princeton Sentry (Male Only)
(1) LIV Corten Bollard
(1) DECIDUOUS TREE PLANTING
(2) UP/DOWN LIGHT AURORA
Quantity 2
Area Does Not Represent Location Approximate
(1) BIKE RACK
(2) CORTEN BOLLARD PATH LIGHT
Quantity 5
(1) LIV Corten Bollard
(4) River Birch 'Dura Heat'
(3) Early Amethyst Beautyberry
(3) Little Lime Hydrangea
(8) Fothergilla
Double-shredded Hardwood Mulch
Landscape Bed Steel Edge
(4) Carissa Holly
Lawn
Lawn
Lawn

Cor Ten Steel Planters

Agave

Architectural Pottery Fire Bowl
Hughes Courtyard & Outdoor Living Room

Alcalde Rosemary

Natchez Crape Myrtle

Chinese Pistache

Hidcote Lavender

Chinese Elm

Craghead Market Planters

Boxwood

Early Amethyst Beautyberry

Blue Princess Holly

Sweetbay Magnolia

Carissa Holly

Little Lime Hydrangea

Fothergilla

Hughes & Venable Landscape Plan

September 2017

Rick Barker Properties LLC
Craghead Street | Danville VA

BEECHGROVE DESIGN
LANDSCAPE ARCHITECTURE

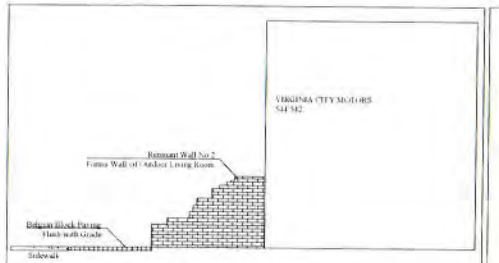

13 L1 REMNANT WALL NO. 2
1"=5'

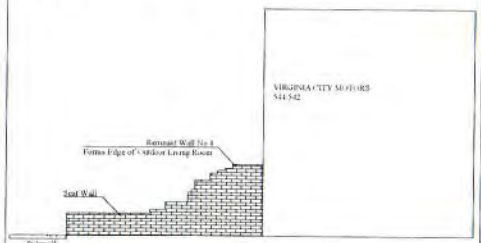

14 L1 REMNANT WALL NO. 1
1"=5'

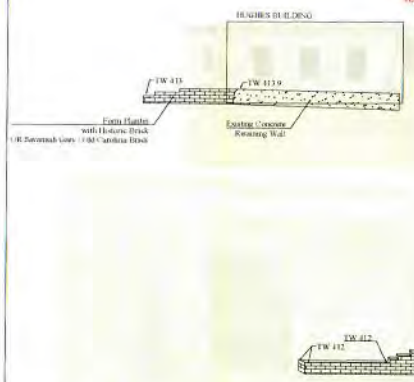

15 L1 REMNANT PLANTER
1"=5'

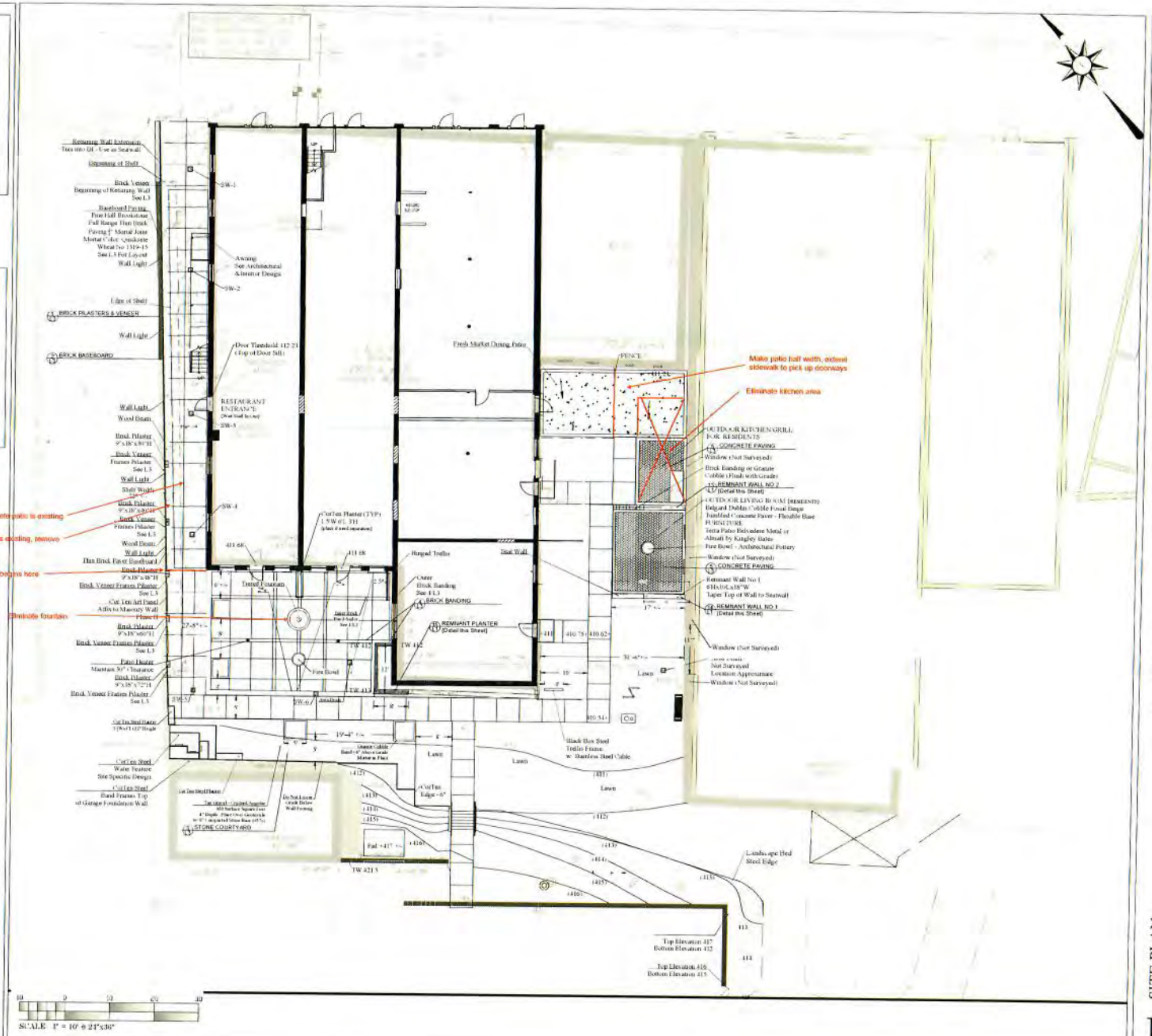

Rick Barker Properties LLC
554 Craghead Street Danville VA 24541
HUGHES & VENABLE SITE PLAN

LANDSCAPE ARCHITECTURE
Beechgrove Design LLC
P.O Box 892 Moneta VA 24121
540 874 4500

ENGINEERING
Reynolds Clark Development
112 Main Street Gretna VA 24557
434 656 8061

SITE PLAN

DATE
9/27/2017 Master Site Plan for Client & Contractor Review
Hughes & Venable Craghead Street Danville VA

L-1

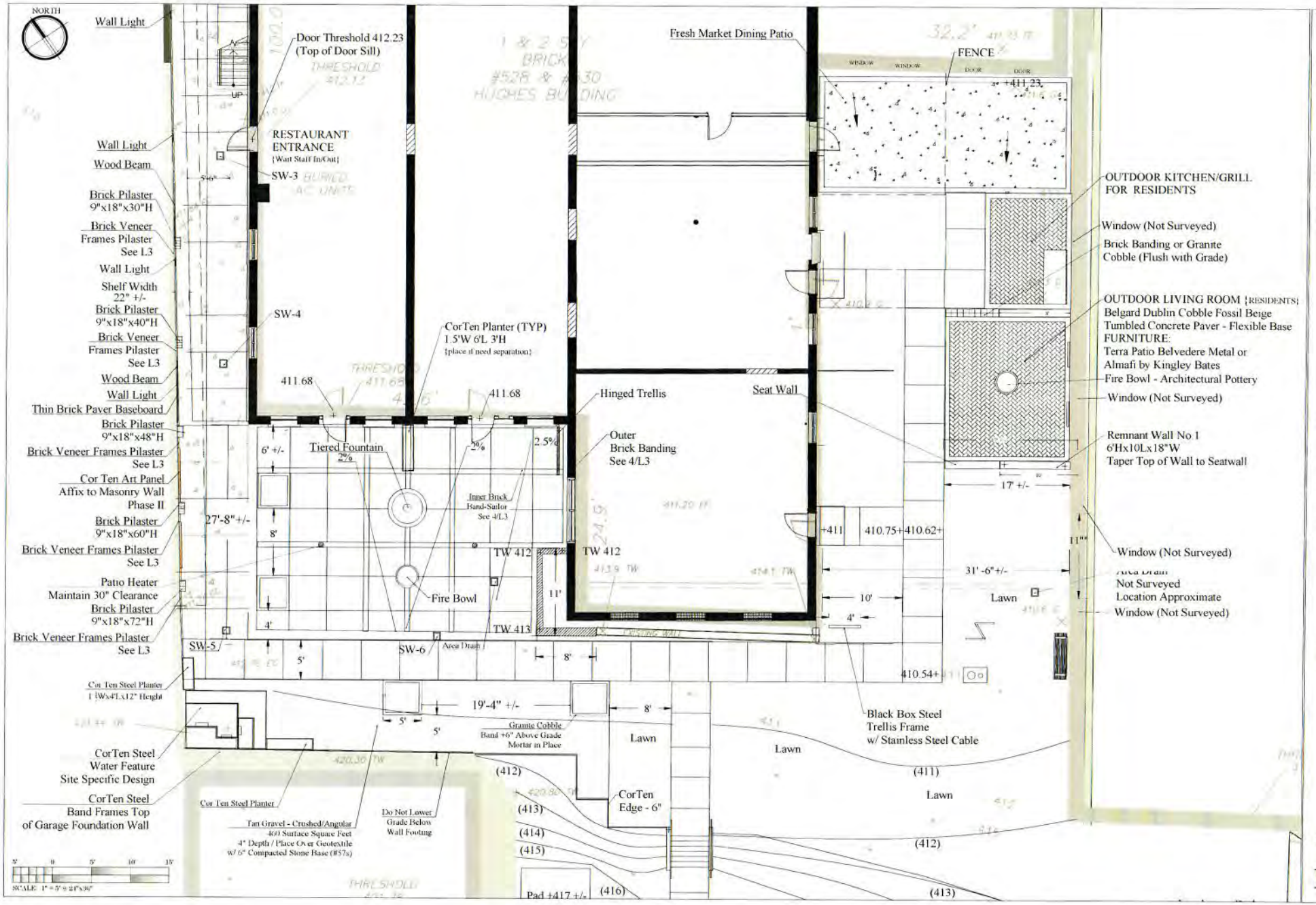

Rick Barker Properties LLC
554 Craghead Street Danville VA 24541
HUGHES & VENABLE SITE PLAN

LANDSCAPE ARCHITECTURE
Beechgrove Design LLC
PO Box 892 Moneta, VA 24121
540 871 1500

ENGINEERING
Reynolds Clark Development
112 Main Street Gretna VA 24557
434 656 8061

DATE:
04-27-2017 Site Plan for Client & Contractor Review
Hughes & Venable Craghead Street Danville VA

L-2

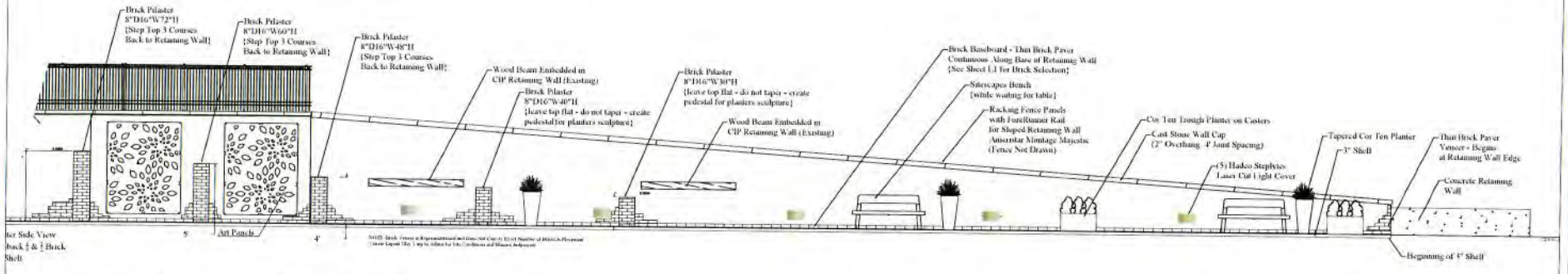

1 L1 Southwest Elevation - Retaining Wall Elements
SCALE 1"=4'

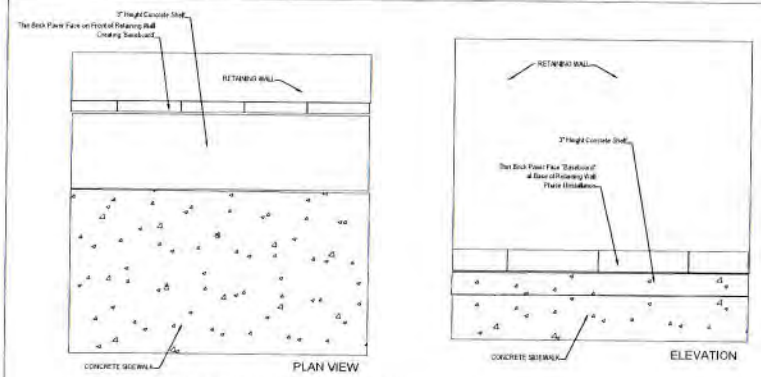

2 L1 SHELF/BASEBOARD - HUGHES NORTHWEST PATIO CAFE SIDEWALK
NOT TO SCALE

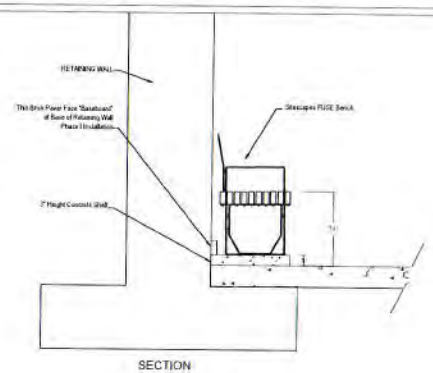

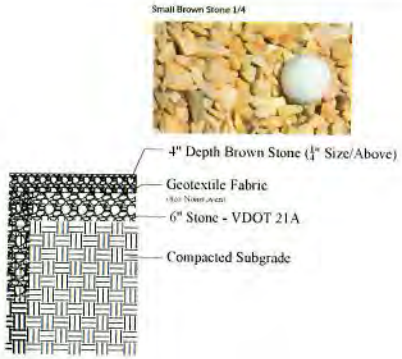

3 L1 STONE COURTYARD
NOT TO SCALE

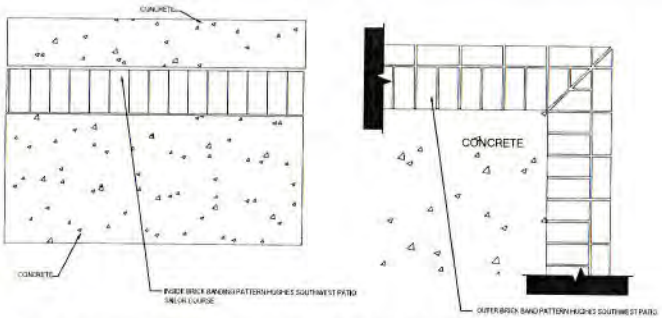

4 L1 BRICK BANDING - HUGHES SOUTHWEST PATIO
NOT TO SCALE
BRICK RANGE TO BE DETERMINED

Paving Pattern/Paver Shapes

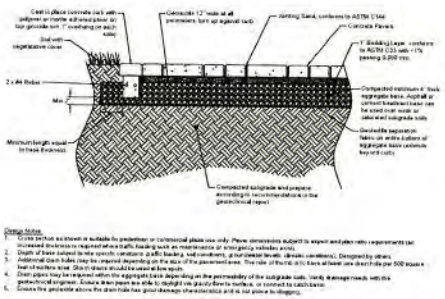

5 L1 CONCRETE PAVING - VENABLE OUTDOOR LIVING ROOM & KITCHEN
NOT TO SCALE
Belgard Dublin Cobble - Fossil Beige

Rick Barker Properties LLC
554 Craghead Street Danville VA 24541
HUGHES & VENABLE MASONRY DETAILS

LANDSCAPE ARCHITECTURE
Beerbower Design LLC
PO Box 392 Monetta VA 29121
540 874 4500

ENGINEERING
Reynolds Clark Development
1122 Main Street Gretna VA 24557
434 630 8063

MASONRY DETAILS
DATE:
9-2-17 Masonry Details for Owner & Contractor Reference

L-3

HUGHES & VENABLE PLANT SCHEDULE

QTY		Common Name	Latin Name	Size	
	N*	Native			
		TREES			
2		Thornless Honey Locust 'Sunburst'	Gleditsia triacanthos var. inermis 'Sunburst'	2" Caliper	
6	N*	River Birch 'Dura Heat'	Betula nigra 'Dura Heat'	Multistem/6 Minimum Height	
2		Chinese Pistache	Pistacia chinensis	2" Caliper	
4	N*	Sweetbay Magnolia 'Henry Hicks'	Magnolia virginiana 'Henry Hicks'	6' height	
2		Natchez Crape Myrtle	Lagerstroemia indica 'Natchez'	8' height	
1		Chinese Elm	Ulmus chinensis	2" Caliper	
		OR Ginkgo 'Princeton Sentry'	Ginkgo biloba 'Princeton Sentry'	2" Caliper	
		SHRUBS			
13		Little Lime Hydrangea	Hydrangea paniculata 'Little Lime Lime PPAF'	14"	
6	N*	Fothergilla	Fothergilla gardenii	3 Gallon	
3	N*	Early Amethyst Beautyberry	Callicarpa dichotoma 'Early Amethyst'	3 Gallon	
21		Green Velvet Boxwood	Buxus microphylla x sinoglenica	3 Gallon	
1		Blue Princess Holly	Ilex x meserveae 'Blue Princess'	6'	
2		Blue Prince Holly	Ilex x meserveae 'Blue Prince'	6'	
14		Dwarf Holly	Ilex crenata 'Compacta'	3 Gallon	
		PERENNIALS			
1		Purple Clematis	Clematis alcaldae 'Venus Violacea'	3 Gallon	
1		Purple Clematis 'Jackmanii'	Clematis x 'Jackmanii'	3 Gallon	
1		White/Purple Clematis	Clematis alcaldae x 'Vancouver Fragrant Star'	3 Gallon	
22		Alcalde Gold Hardy Rosemary	Rosmarinus officinalis 'Alcalde'	3 Gallon	
13		Trailing Rosemary 'Lockwood de Forest'	Rosmarinus officinalis var. prostratus	3 Gallon	
36		Hidcote Lavender	Lavandula angustifolia 'Hidcote'	1 Gallon	
23		Red Creeping Thyme	Thymus praecox 'Coccineus'	1 Gallon	
		PLANTERS			
3		Harvard Agave	Agave harvardiana	3 Gallon	
5		Century Plant	Agave americana	3 Gallon	
5		Burro's Tail	Sedum morganianum	1 Gallon	NOTE: Overwinter Indoors 50-60degrees
3		String of Pearls	Senecio rowleyanus	1 Quart	NOTE: Overwinter Indoors 50-60degrees
52	N*	Horse Tail/Winter Rush	Equisetum hyemale	1 Gallon	
1		Mexican Thornless Key Lime	Citrus aurantifolia	5 Gallon	NOTE: Overwinter Indoors 50-60degrees
2		Rose of Sharon	Hibiscus rosa-sinensis	3 Gallon	NOTE: Overwinter Indoors 50-60degrees
1		Meyer Lemon	Citrus x meyeri	5 Gallon	NOTE: Overwinter Indoors 50-60degrees

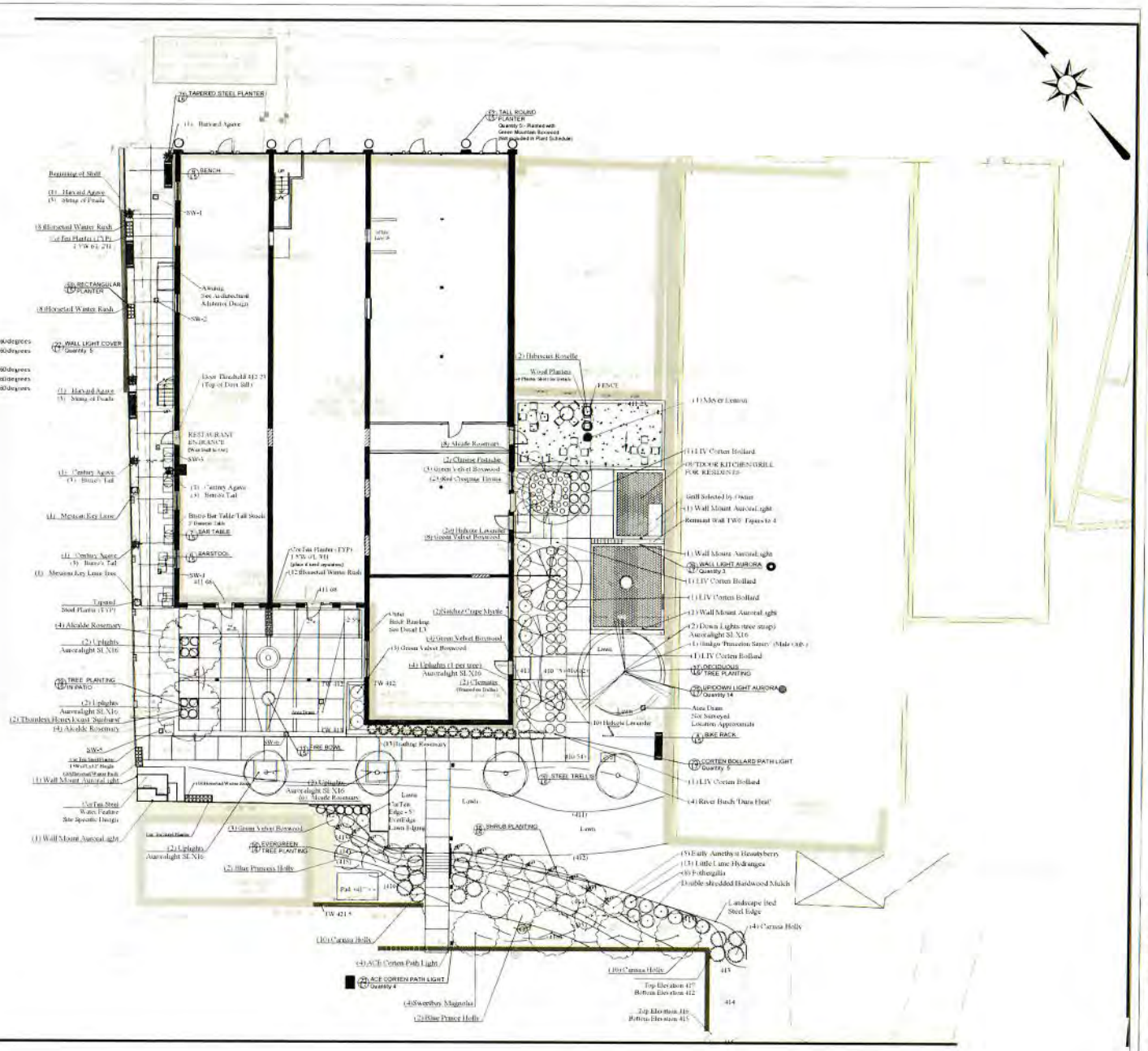

SCALE 1" = 10' x 21"x36"

Rick Barker Properties LLC
554 Craghead Street Danville VA 24541
HUGHES & VENABLE

LANDSCAPE ARCHITECTURE
Beechgrove Design LLC
PO Box 392 Moneta VA 24121
540 874 4500

ENGINEERING
Reynolds Clark Development
112 Main Street Gretna VA 24557
434 656 8003

PLANTING PLAN

DATE
9-27-17 Planting Plan for Client & Contractor Review

L-4

emu®

EMUAMERICAS
1759 PENNSYLVANIA ST 4TH FLOOR
DENVER CO 80203
PHONE (303) 733-3385
FAX (303) 733-3384
www.emuamericas.com

☑ SELECT DESIRED QUICK SHIP FINISH
- ☐ ALUMINUM
- ☐ ANTIQUE IRON
- ☐ ANTIQUE BRONZE
- ☐ ANTIQUE BLACK

☑ SELECT DESIRED SPECIAL ORDER FINISH
- ☐ WHITE

SEATBACK EXTENDED STEEL MESH
FRAME TUBULAR STEEL
STACKABILITY 4
OUTDOOR/INDOOR STACKING BARSTOOL

H	W	D	SH	LG
48"	21.5"	22"	30"	19.5"

NOTES:
1. INSTALLATION TO BE COMPLETED IN ACCORDANCE WITH MANUFACTURER'S SPECIFICATIONS.
2. DO NOT SCALE DRAWING.
3. THIS DRAWING IS INTENDED FOR USE BY ARCHITECTS, ENGINEERS, CONTRACTORS, CONSULTANTS AND DESIGN PROFESSIONALS FOR PLANNING PURPOSES ONLY. THIS DRAWING MAY NOT BE USED FOR CONSTRUCTION.
4. ALL INFORMATION CONTAINED HEREIN WAS CURRENT AT THE TIME OF DEVELOPMENT BUT MUST BE REVIEWED AND APPROVED BY THE PRODUCT MANUFACTURER TO BE CONSIDERED ACCURATE.
5. CONTRACTOR'S NOTE: FOR PRODUCT AND COMPANY INFORMATION VISIT www.CADdetails.com/emu AND ENTER REFERENCE NUMBER 4753-017.

6 L4 BARSTOOLS - Rhonda Model 128 - NW Alley/Hughes

4753-017 REVISION DATE 02/15/2011
PROTECTED BY COPYRIGHT ©2011 CADdetails.com LTD.
www.CADdetails.com

emu®

EMUAMERICAS
1759 PENNSYLVANIA ST 4TH FLOOR
DENVER CO 80203
PHONE (303) 733-3385
FAX (303) 733-3384
www.emuamericas.com

☑ SELECT DESIRED QUICK SHIP FINISH
- ☐ ALUMINUM
- ☐ ANTIQUE IRON
- ☐ ANTIQUE BRONZE
- ☐ ANTIQUE BLACK

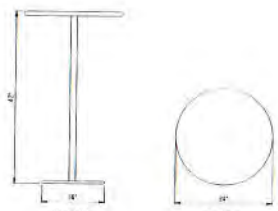

TOP: SOLID STEEL
BASE: SOLID STEEL
WEIGHT: 70 LBS
ASSEMBLY REQUIRED YES

NOTES:
1. INSTALLATION TO BE COMPLETED IN ACCORDANCE WITH MANUFACTURER'S SPECIFICATIONS.
2. DO NOT SCALE DRAWING.
3. THIS DRAWING IS INTENDED FOR USE BY ARCHITECTS, ENGINEERS, CONTRACTORS, CONSULTANTS AND DESIGN PROFESSIONALS FOR PLANNING PURPOSES ONLY. THIS DRAWING MAY NOT BE USED FOR CONSTRUCTION.
4. ALL INFORMATION CONTAINED HEREIN WAS CURRENT AT THE TIME OF DEVELOPMENT BUT MUST BE REVIEWED AND APPROVED BY THE PRODUCT MANUFACTURER TO BE CONSIDERED ACCURATE.
5. CONTRACTOR'S NOTE: FOR PRODUCT AND COMPANY INFORMATION VISIT www.CADdetails.com/emu AND ENTER REFERENCE NUMBER 4753-248.

7 L4 BAR TABLES - Bistro Bar Model 900H - NW Alley/Hughes

4753-248
PROTECTED BY COPYRIGHT ©2011 CADdetails.com LTD.
www.CADdetails.com

MADRAX

MADRAX DIVISION
GRABER MANUFACTURING INC.
1001 UNION DRIVE
WAUNAKEE, WI 53597
TOLL FREE: 1-800-488-7331
PHONE: (608) 849-1001
FAX: (608) 849-1081
www.madrax.com

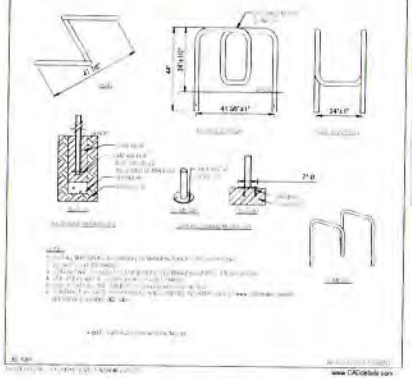

www.CADdetails.com

8 L4 GENESIS BIKE RACK

sitescapes

P.O. Box 6188
Lincoln, NE 68504

P: 402/421-3414 | WEBSITE: www.sitescapeonline.com
F: 402/421-4471 | E-MAIL: info@sitescapeonline.com

TITLE: CUSTOM BENCH	DRAWN BY:	DATE: 4/5/07
	SCALE: 1/10	REV:

Available in powder coat, one Barstock Finishes.

MATERIALS LIST:
(1) Bench Seat - 1/4" Laser-Cut Steel Plate
(2) Seat Slats - 2" x 4" Nominal Wood
(3) Backrest - 1/4" Laser-Cut Steel Plate
(4) Mounted with Four 1/2" x 4-5" Stainless Steel Anchor Bolts (Installer Supplied)

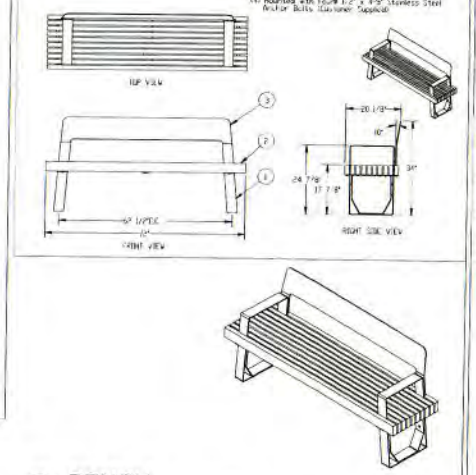

9 L4 BENCH - Sitescapes FUSE

urban POT urbain

URBAN POT
5919 CH SAINT-FRANCOISE
SAINT-LAURENT, QC H4S 1W6
PHONE (514) 656-4418
www.urbanpot.com

☑ SELECT DESIRED WIDE TANK SIZE
- ☐ W-TANK 1 - 48" L X 24" D X 32" H
- ☑ W-TANK 2 - 72" L X 24" D X 32" H
- ☐ W-TANK 3 - 96" L X 24" D X 32" H
- ☐ W-TANK 4 - 120" L X 24" D X 32" H (SHOWN)

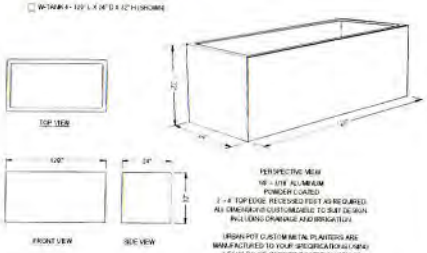

PERSPECTIVE VIEW
16 - 1/16" ALUMINUM
POWDER COATED
2 - 4" TOP EDGE RECESSED FEET AS REQUIRED
ALL DIMENSIONS CUSTOMIZABLE TO SUIT DESIGN
INCLUDING DRAINAGE AND IRRIGATION

URBAN POT CUSTOM METAL PLANTERS ARE MANUFACTURED TO YOUR SPECIFICATION USING HEAVY DUTY POWDER COATED ALUMINUM OR BRUSHED STAINLESS STEEL

NOTES:
1. INSTALLATION TO BE COMPLETED IN ACCORDANCE WITH MANUFACTURER'S SPECIFICATIONS.
2. DO NOT SCALE DRAWING.
3. THIS DRAWING IS INTENDED FOR USE BY ARCHITECTS, ENGINEERS, CONTRACTORS, CONSULTANTS AND DESIGN PROFESSIONALS FOR PLANNING PURPOSES ONLY. THIS DRAWING MAY NOT BE USED FOR CONSTRUCTION.
4. ALL INFORMATION CONTAINED HEREIN WAS CURRENT AT THE TIME OF DEVELOPMENT BUT MUST BE REVIEWED AND APPROVED BY THE PRODUCT MANUFACTURER TO BE CONSIDERED ACCURATE.
5. CONTRACTOR'S NOTE: FOR PRODUCT AND COMPANY INFORMATION VISIT www.CADdetails.com/ufp AND ENTER REFERENCE NUMBER 4809-003.

10 L4 RECTANGULAR PLANTER

4809-003 REVISION DATE 07/08/2014
PROTECTED BY COPYRIGHT ©2014 CADDETAILS.COM LTD.
CADdetails.com

ARCHITECTURAL POTTERY

ARCHITECTURAL POTTERY
15161 VAN BUREN ST
MIDWAY CITY, CA 92655
PHONE (714) 895-3359
FAX (714) 898-5109
www.archpot.com

☑ SELECT DESIRED FIRE BOWL
- ☐ AUTOMATED 28" X 12"
- ☐ MANUAL 28" X 12"
- ☐ AUTOMATED 36" X 15"
- ☐ MANUAL 36" X 15"

☑ SELECT DESIRED PERMA SPEC ARTISTIC FINISH
- ☐ KHAKI
- ☐ ARCTIC WHITE
- ☐ COBALT BLUE
- ☐ DARK WALNUT
- ☐ EBONY
- ☐ SEQUOIA
- ☐ ENGLISH LEAD
- ☐ BURNT TERRA COTTA
- ☐ URBAN SLATE
- ☐ DEEP AMBER
- ☐ BEECHWOOD

AUTOMATION INCLUDES:
- UL CONTROL PANEL
- CSA APPROVED BURNER ASSEMBLY WITH FLAME MONITORING TECHNOLOGY
- CAN BE OPERATED REMOTELY FROM ANY PHONE OR PC/IC OPERATING SYSTEM
- MOUNTING HARDWARE
- 10,000 - 19,000 BTU/HR
- NATURAL GAS OR PROPANE
- EASY TO INSTALL

LEGACY ROUND FIRE BOWL

NOTES:
1. INSTALLATION TO BE COMPLETED IN ACCORDANCE WITH MANUFACTURER'S SPECIFICATIONS.
2. DO NOT SCALE DRAWING.
3. THIS DRAWING IS INTENDED FOR USE BY ARCHITECTS, ENGINEERS, CONTRACTORS, CONSULTANTS AND DESIGN PROFESSIONALS FOR PLANNING PURPOSES ONLY. THIS DRAWING MAY NOT BE USED FOR CONSTRUCTION.
4. ALL INFORMATION CONTAINED HEREIN WAS CURRENT AT THE TIME OF DEVELOPMENT BUT MUST BE REVIEWED AND APPROVED BY THE PRODUCT MANUFACTURER TO BE CONSIDERED ACCURATE.
5. CONTRACTOR'S NOTE: FOR PRODUCT AND COMPANY INFORMATION VISIT www.CADdetails.com/ap AND ENTER REFERENCE NUMBER 4811-036.

11 L4 FIRE BOWL

4811-036 REVISION DATE 04/30/2015
PROTECTED BY COPYRIGHT ©2015 CADDETAILS.COM LTD.
CADdetails.com

ARCHITECTURAL POTTERY

ARCHITECTURAL POTTERY
15161 VAN BUREN ST
MIDWAY CITY, CA 92655
PHONE (714) 895-3359
FAX (714) 898-5109
www.archpot.com

☑ SELECT DESIRED PLANTER
- ☐ ITEM #GLEGACY16x24 16" DIA X 24" H X 8" BASE
- ☐ ITEM #GLEGACY20x33 20" DIA X 33" H X 10" BASE
- ☐ ITEM #GLEGACY24x36 24" DIA X 36" H X 13.5" BASE
- ☐ ITEM #GLEGACY28x42 28" DIA X 42" H X 16" BASE
- ☐ ITEM #GLEGACY32x48 32" DIA X 48" H X 17.5" BASE
- ☐ ITEM #GLEGACY40x60 40" DIA X 60" H X 19.5" BASE

☑ SELECT DESIRED PERMA SPEC ARTISTIC FINISH
- ☐ KHAKI
- ☐ ARCTIC WHITE
- ☐ COBALT BLUE
- ☐ DARK WALNUT
- ☐ EBONY
- ☐ SEQUOIA
- ☐ ENGLISH LEAD
- ☐ BURNT TERRA COTTA
- ☐ URBAN SLATE
- ☐ DEEP AMBER
- ☐ BEECHWOOD

☑ SELECT DESIRED OTHER FINISH
- ☐ NATURAL
- ☐ METALLIC
- ☑ STANDARD
- ☐ SANDSTONE

NOTES:
1. INSTALLATION TO BE COMPLETED IN ACCORDANCE WITH MANUFACTURER'S SPECIFICATIONS.
2. DO NOT SCALE DRAWING.
3. THIS DRAWING IS INTENDED FOR USE BY ARCHITECTS, ENGINEERS, CONTRACTORS, CONSULTANTS AND DESIGN PROFESSIONALS FOR PLANNING PURPOSES ONLY. THIS DRAWING MAY NOT BE USED FOR CONSTRUCTION.
4. ALL INFORMATION CONTAINED HEREIN WAS CURRENT AT THE TIME OF DEVELOPMENT BUT MUST BE REVIEWED AND APPROVED BY THE PRODUCT MANUFACTURER TO BE CONSIDERED ACCURATE.
5. CONTRACTOR'S NOTE: FOR PRODUCT AND COMPANY INFORMATION VISIT www.CADdetails.com/ap AND ENTER REFERENCE NUMBER 4871-016.

12 L4 LEGACY TALL PLANTER

4871-016 REVISION DATE 04/30/2015
PROTECTED BY COPYRIGHT ©2015 CADDETAILS.COM LTD.
CADdetails.com

Rick Barker Properties LLC
554 Craghead Street Danville VA 24541
HUGHES & VENABLE SITE FURNISHINGS

LANDSCAPE ARCHITECTURE
Beechgrove Design LLC
PO Box 362 Moneta VA 24121
540 874 4760

ENGINEERING
Reynolds Clark Development
112 Main Street Gretna VA 24557
434 656 8061

SITE FURNISHINGS

DATE 9-27-13 Site Furnishings for Oliver & Construction Enforcement

L-5

Note
Details 13, 14 & 15 on Sheet L1

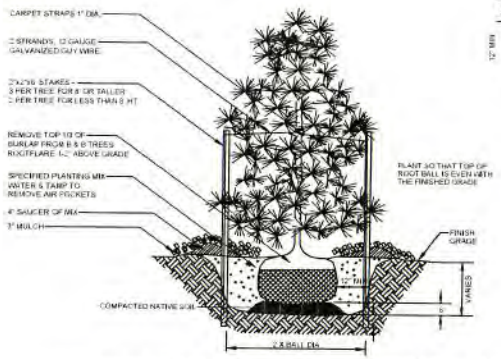

16 L4 EVERGREEN TREE PLANTING - TYP
NOT TO SCALE

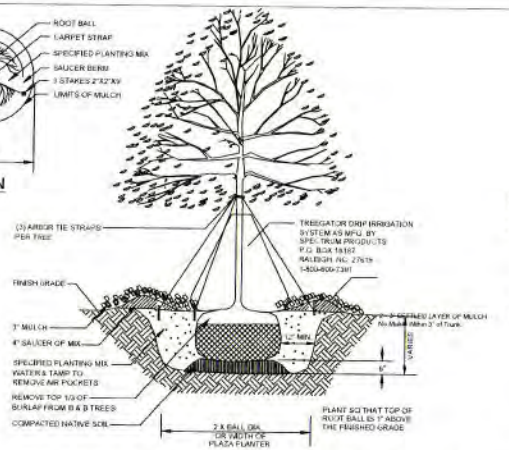

17 L4 DECIDUOUS TREE PLANTING - TYP
NOT TO SCALE

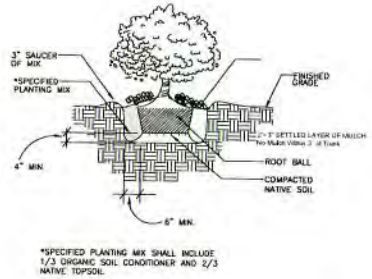

18 L4 SHRUB PLANTING - TYP
NOT TO SCALE

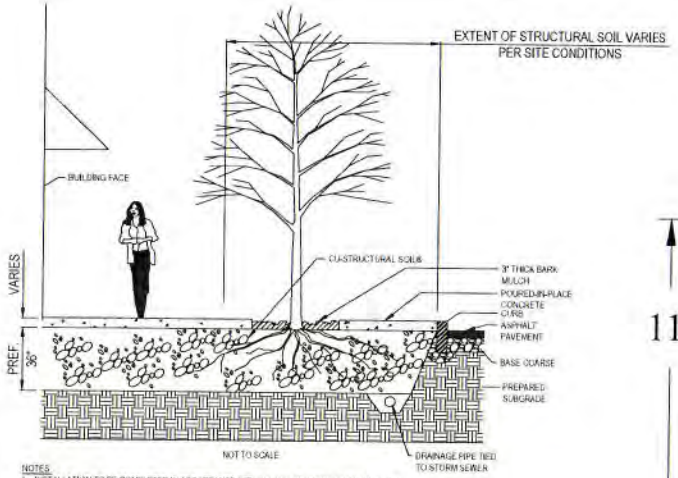

NOTES
1. INSTALLATION TO BE COMPLETED IN ACCORDANCE WITH MANUFACTURER'S SPECIFICATIONS
2. DO NOT SCALE DRAWING
3. THIS DRAWING IS INTENDED FOR USE BY ARCHITECTS, ENGINEERS, CONTRACTORS, CONSULTANTS AND DESIGN PROFESSIONALS FOR PLANNING PURPOSES ONLY. THIS DRAWING MAY NOT BE USED FOR CONSTRUCTION.
4. ALL INFORMATION CONTAINED HEREIN WAS CURRENT AT THE TIME OF DEVELOPMENT BUT MUST BE REVIEWED AND APPROVED BY THE PRODUCT MANUFACTURER TO BE CONSIDERED ACCURATE.
5. CONTRACTOR'S NOTE: FOR PRODUCT AND COMPANY INFORMATION VISIT www.CADdetails.com/rfa AND ENTER REFERENCE NUMBER 057-004.

19 L4 TREE PLANTING IN PATIO
NOT TO SCALE

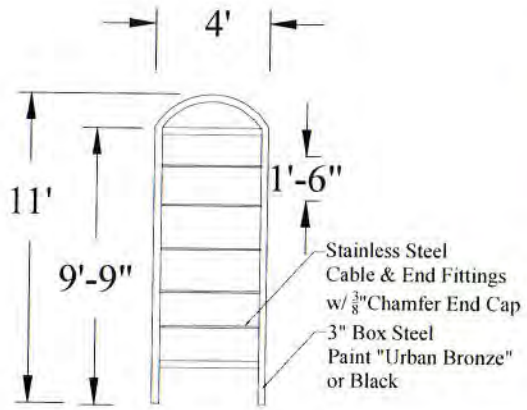

Trellis Proportions & Shape Derived from VA Motors' Window Aperture & Steel Grate (South Face)

20 L4 STEEL TRELLIS
1"=2'

TAPERED PLANTER BY PLANTERWORX HOME, CORTEN STEEL

Tapered Planter by Planterworx, Corten

The Taper Planter in Corten steel adds a dominant element to any space. Measuring 42 inches tall and weighing only 44 lbs, use it as a dynamic accent piece or paired with smaller pieces for a dramatic effect. Built by hand in in Brooklyn, NY by Planterworx, an industry leader in outdoor metalwork known for their outstanding designs and meticulous craftsmanship. All Planterworx products contain a high recycled content and are recyclable.

Measures: 16 x 16 x 42 inches

Now: $486.00

21 L4 TAPERED STEEL PLANTER
NOT TO SCALE

NOT TO SCALE

Rick Barker Properties LLC
554 Craghead Street Danville VA 24541
HUGHES & VENABLE SITE FURNISHINGS

LANDSCAPE ARCHITECTURE
Beechgrove Design LLC
P.O. Box 892 Moneta, VA 24121
540 874 4500

ENGINEERING
Reynolds Clark Development
112 Main Street Gretna VA 24557
434 656 8081

PLANTING DETAILS
DATE
9-27-17 Planting Details for Site & Landscape

L-6

Hadco Steplyte Already Installed

Custom Fabricated Steel Grate to Cover Hadco Steplyte
in Retaining Wall at Hughes Building (as built - below)
11" x 5'-4" Outer Perimeter - Adjust as Needed to Accommodate
Attachment to Retaining Wall (Cast in Place Concrete)
Masonry Screw into Retaining Wall Outside
Hadco Steplyte Frame
Design to Approximate Existing
Grates in Imperial Tobacco Company (below)
OR Contemporary Spin on Past Motif

Hadco Steplyte
in Retaining Wall at Hughes Building

Historic Steel Grates - Danville River District
Varying Stages of Original Design

1890 GROCERY

Stencil on Wall above or between Wall Lights
Dates & Past Businesses on Site

Creating a Walk Through Time

Earliest Dates Begin at Craghead
Ending with "2017 RESTAURANT"

1889 MEAT MARKET

1920 CONSOLIDATED BOTTLING

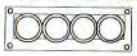

2018 RESTAURANT

1890 GROCERY

Laser Cut Year & Name in
Light Cover Steel Panel
PlaqueMaker.com - $300+ Shipping for 5 Panels
Modaindustria.com - Custom Panels

22 L1 WALL LIGHT CUSTOM COVER

NOT TO SCALE

2018 MUCHOS RESTAURANT

1920 CONSOLIDATED BOTTLING

1889 MEAT MARKET

1890 GROCERY

in-lite
LIV CORTEN BOLLARD

Product information

Dimensions

Height 812 mm 24 in
Diameter 67 mm 2.6 in
Materials & finish

Color Corten
Housing Aluminium
Lens Polycarbonate
Technical specifications

Voltage 12Vs
Power 2W
Light source LED
Burn time 25000
Light type Diffuse
Light angle 135/360°
Light distribution 1.50m
Light color Warm white
Lighting direction
Adjustable
Color temperature 2950K
Dimmable No
IP class IP-65
Energy label A

Available From
Aquarius Supply Inc
1120 Getty Road
Hawthorne New Jersey 07506-2024
United States
+1 973 423 0222
info@aquariussupply.com
www.aquariussupply.com

23 L4 BOLLARD PATH LIGHTING

NOT TO SCALE

in-lite
ACE CORTEN PATH LIGHT

Product information

Dimensions:

Length 86 mm 3.50 in
Width 78 mm 3 in
Height 205 mm 8 in
Materials & finish

Color Corten
Housing Aluminium
Lens Polycarbonate
Technical specifications:

Voltage 12Vs
Power 3W
Light source LED
Burn time 25000
Light type Direct
Light angle 66°
Light distribution 3.50m
Light color Warm white
Lighting direction
Adjustable
Color temperature 3000K
Dimmable No
IP class IP-65
Energy label A+

24 L4 ACE CORTEN PATH LIGHTING

NOT TO SCALE

auroralight

SLX16 MARINER

25 L4 UP/DOWN LIGHTING

NOT TO SCALE

auroralight

WALL MOUNT LIGHTING

26 L4 WALL MOUNT LIGHTING

NOT TO SCALE

NOT TO SCALE

Rick Barker Properties LLC
554 Craghead Street Danville VA 24541
HUGHES & VENABLE SITE FURNISHINGS

LANDSCAPE ARCHITECTURE
Beechgrove Design LLC
PO Box 392 Moneta VA 24121
540 874 4500

ENGINEERING
Reynolds Clark Development
112 Main Street Gretna VA 24557
434 656 8081

LIGHTING DETAILS

DATE
PER 1st Lighting Details for Owner & Contractor

L-7

City of Danville
427 Patton Street, Suite 208
Danville VA, 24541
Phone: (434) 799-5260

River District Design Commission

MEETING OF APRIL 12, 2018

SUBJECT

A request has been filed for a Certificate of Appropriateness at 522 Bridge Street for the replacement of 7-10 3rd and 4th floor windows from wooden single pane to double pane, vinyl clad wood or aluminum, or pvc composite wood windows to match existing profile currently on the front of Bridge Street façade.

EXCERPT FROM DESIGN GUIDELINES

3. Windows
As with roof form and material, window types change with the architectural styles of the period. The size of individual panes in historic windows was a result of the size of glass available to the builder. The pane sizes in window sashes typically increased from the Georgian and Federal periods, where smaller panes of glass set in muntins were used to make up a sash, to the Modern period where sashes were typically made from a single large pane of glass.

In each of the building periods included in these guidelines, the typical operation of window units was either double or single-hung. These types of windows had two glazed sashes, one hung above the other. In the single-hung type, only the lower sash is operable, whereas both sashes are operable in a double hung window.

Some windows in both commercial and industrial buildings in the River District are also metal-framed. If these are present they should be preserved rather than replaced with any other material. Examples of metal windows are shown a left in the photo of the commercial building (middle photo), and an industrial building (bottom left).

Existing windows should be repaired if possible. Adding screens and storm windows to historic windows will make them more usable. For improved thermal resistance storm windows can be installed on the exterior or energy panels can be placed on the interior of the single-glazed (e.g. not Thermopane) sashes. Storm windows placed over original windows must not have divisions that conflict with the original window division pattern or sashes wider than the sashes of the original windows.

If window replacement is necessary then new windows should match the original windows in materials, operation and glazing style. Sashes with multiple panes shall be replaced with single-glazed sashes that are truly divided to match the original pattern. If replacement windows must be used, original openings shall be maintained. Wood or

metal window units in upper floors of commercial buildings and in residential structures should be replaced with like materials. Wood may be clad if not to be painted a color.

In commercial storefronts, if the original structure remains or if there are records of its original appearance it shall be restored; if the storefront has been modified and there are no records of its original appearance, renovation should reflect the likely appearance of a building of that style and period.

Exceptions to these requirements may be made for rear facades of buildings or facades not visible from the street. These will be considered on a case by case basis.

STAFF RECOMMENDATION

Staff recommends the River District Design Commission review the different proposed windows and issue a Certificate of Appropriateness on the type deemed most in keeping with the guidelines.

City of Danville
427 Patton Street, Suite 208
Danville VA, 24541
Phone: (434) 799-5260

River District Design Commission

CERTIFICATE OF APPROPRIATENESS APPLICATION

The guidelines will be administered through the River District Design Commission (RDDC) appointed by City Council. This Commission will review any changes to buildings or sites within the District and issue a Certificate of Appropriateness (COA) if the changes meet the guidelines. Work on buildings and sites within the District cannot commence until a COA has been issued and other required permits and approvals have been obtained (see Section 1.2 for information on the Commission and Section 1.5 for more information on the process).

INFORMATION TO BE PROVIDED BY APPLICANT

Important-Please read before completing application

a) All questions on this application must be fully answered
b) The application must be signed by the property owners or representative with written authorization by the owner
c) A drawing, photo, plan or sketch of proposed project with dimensions

Property Location: 522 Bridge Street

Name of Applicant: Burton Condominium Association / Karen Wiseman, President

Applicant's Address: 522 Bridge Street, Unit 3E, Danville VA 24541

Applicant's Phone Number: 7276441480 Email Address: Kwiseman62@gmail.com

Work Proposed (please circle one): Alteration/addition/rehabilitation/new construction/sign

Replacement of 7-10 Upper 3rd and 4th Floor windows From Rotting Wood single pane to double pane, Vynil Clad Wood, or Aluminum Clad wood or PVC Composite wood windows to match exact exsisting profile currently on Front of Bridge Street Facing Windows

Type of material(s) to be used: Vynil Clad wood, Aluminum Clad Wood or PVC Composite Wood, Dual Pane Windows

Have you read and understand the Design Guidelines for the River District of Danville, Virginia? Yes

Are you aware of the federal/state tax credits for potential reimbursement/credit of money used during substantial rehabilitation projects? N/A

Would you like more information about these programs? _____

Which one(s)? _____

Signature of Property Owner (if not applicant)

Signature of Applicant

INFORMATION TO BE PROVIDED BY PLANNING DIVISION

Application Number: _____ RDDC Date: _____

Date submitted: _____ Received by: _____

Tax Map Number: _____ Zoning District: _____

Additional Zoning Information: _____

All buildings, structures or improvements located in the River District and visible from a public right-of-way shall not be located, constructed, reconstructed, altered, or repaired unless a Certificate of Appropriateness has been issued by the River District Design Commission. The Commission meets once a month on the second Thursday of the month at 4:00P.M. in the fourth floor City Council Conference Room located in the Municipal Building. All questions or applications should be submitted to the Planning Division, located on the second floor of the Municipal Building, 427 Patton Street, Room 207, Danville, VA 24541; (434)-799-5260.

Article 3:R.C.6 Application Submission Requirements: In consideration of a complete application, the Planning Director and the Review Commission may require any or all of the following information and any other materials as may be deemed necessary for its review:

A. Statement of proposed use and user.
B. Statement of estimated construction time.
C. Photographs and maps relating proposed use to the surrounding property and/or the corridor on which it is located. Site plan drawings, prepared to meet the City site development plan submission requirements for a Preliminary Site Plan or
D. Preliminary Subdivision Plat, and other exhibits showing the location of the existing and proposed building and site improvements, including:
    1) Existing property boundaries, building placement and site configuration;
    2) Existing topography and proposed grading;
    3) Location of parking, pedestrian access, signage, exterior lighting, fencing and other site improvements;
    4) Relationship to adjacent land uses;
    5) Proposed site improvements, including location of parking, access, signage, exterior lighting, fencing, buildings and structures and other appurtenant elements;
    6) Proposed building color and materials;
    7) Relationship of building and site elements to existing and planned corridor development;
    8) Relationship of parking, pedestrian facilities, and vehicular access ways to existing and planned corridor development; and
    9) Other site plans and subdivision plats as may be required by Danville for development approval.
E. Architectural drawings showing plan view and elevations of new planned construction or renovations, including drawings of original building.
F. A landscaping and buffer plan.
G. Designs for exterior signing, lighting and graphics, to include description of materials, colors, placement and means of physical support, lettering style and message to be placed on signs.
H. Graphic exhibits depicting compliance with other design elements.

BURTON

RIVER DISTRICT DESIGN COMMISSION

MEETING OF

March 8, 2018

Members Present	Members Absent	Staff
George Davis	Courtney Nicholas	Ken Gillie
Sheri Chaney		Lisa Jones
John Ranson		Ryan Dodson
R.J. Lackey		
Jonathan Hackworth		
Peyton Keesee		

Chairman Davis called the meeting to order at 4:00 p.m.

ITEMS FOR PUBLIC HEARING

1. *A request has been filed for a Certificate of Appropriateness at 401 Patton Street (courthouse) to install.(7)powder coated black steel bollards, (4)powder coated black cast iron decorative bollard covers, (3)powder coated black bike racks to match ones used downtown, (1)powder coated black trash receptacle to match ones used downtown, (1)powder coated black bench to match ones used downtown.*

Mr. Davis opened the Public Hearing.

Present on behalf of this request was Mike Burton, Division Director of Buildings with the City of Danville Public Works Department. Mr. Burton stated I have been working with Sheriff Mondul with some thoughts on Court House Security, particularly the area at Patton Street. The cars are able to and have in the recent past pulled up onto the plaza's front door thinking that it is a parking area. Therefore, with that in mind, I would like to put some security measures in place. I put together this sketch, drawing some mixture of steel bollards with covers, benches, bike racks, and trash cans. These will cover the bollards. That is addressing the area out on Patton Street and there is a walkway behind the City Hall that comes off the parking lot to the side of the Court House. That area is possible for someone to drive on over top of that one-step so we want to fix a bollard right there to keep someone from going into that area as well.

Mr. Davis closed the Public Hearing.

Mrs. Chaney made a motion to approve as requested. Mr. Ranson seconded the motion. The motion was approved by a 6-0 vote.

2. *A request has been filed for a Certificate of Appropriateness at Opera Alley (between 539 and 533 Main Street) to install a security bollard to restrict vehicular traffic*

Mr. Davis opened the Public Hearing.

Present on behalf of this request was John Barker, with the City of Danville Public Works Department. Mr. Barker stated we are proposing the installation of a decorative colored bollard

the same as Mr. Burton spoke of in the alleyway of 533 and 539 Main Street leading to the parking lots along Patton Street. There have been issues with vehicles pulling into the alleyway.

Mr. Hackworth stated what was the reasoning behind the bollard being suggested there versus being closer to where the old theatre use to be?

Mr. Barker stated the upper end is not wide enough for a vehicle to pull into.

Mr. Hackworth stated I am not talking about on the Main Street side, right there on the backside. I am just wondering, as I walked to the meeting purposely to walk down the alley earlier and if those cars are not there, it is only two inches high of concrete and its nothing for a car to go right around the bollard and then go back up the alley.

Mr. Barker stated we decided at the end of the alley there because you will have to jump a curb to get up in the alley. We would be open to moving it where the sign is located.

Mrs. Chaney stated there is a sign there?

Mr. Gillie stated it depends on the wind and if the wind is not blowing, they will stand it back up.

Mr. Davis stated also couldn't you just have a chain going from building to building?

Mr. Hackworth stated then he would have to get permission from the property owner to attach it. I am certain that Mr. Lee would.

Mr. Gillie stated which is how do you walk between Main Street and that is public and we do use that a lot.

Mr. Lackey stated I think he is right if you are looking to stop traffic.

Mr. Keesee stated I say let him put it where he wants to and see how it goes.

Mr. Davis stated but then if it does not go well he will have to come back again.

Mr. Gillie stated or you can order it at both locations. It is up to you.

Mr. Davis closed the Public Hearing.

Mrs. Chaney made a motion to approve with modifications that there be a bollard at the proposed location and one at where there is a temporary sign and issue a COA as amended. Mr. Hackworth seconded the motion. The motion was approved by a 6-0 vote.

APPROVAL OF MINUTES

The February 8, 2018 minutes were approved by a unanimous vote.

A request was made from the floor to add an item to the agenda. The Commission voted unanimously to add the following item.

Replace existing aluminum Door – style, size, and materials will remain the same. Replace side panel with shorter glass and aluminum panel that can be opened for a wdper egress. Replace panel located above front door with larger glass and aluminum panel.

Mr. Davis opened the Public Hearing.

Present on behalf of this request was Corrie Bobe, with the Economic Development Office. Mrs. Bobe stated there is an image and then a drawing in front of you. There are the requested changes. This is the entrance of 317 Craghead Street; we do have an tennant to move into this space. The entrance door is difficult for large deliveries or furniture to get through the door. There is one glass panel that goes to the right of the door and so we are requesting that one panel be changed into a shorter panel. It will haves hinges that can open to allow additional room to deliver in furniture and will extend the glass above the door and this panel over top using the same materials obviously, with glass windows. This would allow instead of just having 3 feet, you will instead 4 feet of entrance way into the store.

Mrs. Chaney stated would the door, hinge you are going to reverse that right? So the small door will open right and the large door will open left?

Mrs. Bobe stated yes.

Mr. Davis stated is this that corner building?

Mr. Hackworth stated no this is the door into the old Palmer's Meat Market.

Mr. Davis closed the Public Hearing.

Mrs. Chaney made a motion that it meets the guidelines to issue a COA. Mr. Keesee seconded the motion. The motion was approved by a 6-0 vote.

With no further business the meeting adjourned at 4:20 p.m.

_____

Approved By: