



RIVER DISTRICT DESIGN COMMISSION REGULAR MEETING AGENDA

4TH FLOOR CONFERENCE ROOM

November 13, 2025

4:00 PM

A. CALL TO ORDER

B. ROLL CALL

C. ACTION ITEMS

D. OLD BUSINESS

1. Certificate of Appropriateness application PZ25-00425 filed by William Fuller and Frederick Meder for exterior renovations at Parcel 21691 (410 Patton Street).

E. NEW BUSINESS

1. Certificate of Appropriateness application PZ25-00491 filed by Derrick Pool to install wall sign at Parcel 21456 (541 Bridge Street).
2. Certificate of Appropriateness PZ25-00526 filed by Andrea' Kay Skin Studio to install wall sign at Parcel 21456 (541 Bridge Street Suite 3).
3. Certificate of Appropriateness PZ25-00531 filed by L Studio Gallery to install a door sign and sandwich board sign at Parcel 21451(610 Craghead Street).

F. ADJOURN



STAFF REPORT

DATE: November 13, 2025
TO: River District Design Commission
FROM: Renee Burton, Division Director of Planning
RE: Certificate of Appropriateness application PZ25-00425 filed by William Fuller and Frederick Meder for exterior renovations at Parcel 21691 (410 Patton Street).

SUMMARY

The applicants propose renovations at 410 Patton Street to restore the building's façade to its historic appearance. Phase one of construction includes removing the mansard roof, dormers, cornice, and soffit to reveal the original concrete upper façade. Any remaining glass block windows behind the mansard will be repaired. The concrete wall will be restored as needed, including filling gaps, and the coping will be evaluated for in-kind replacement.

To create a unified appearance, the applicants propose painting the brick exterior so the later-added lower façade visually aligns with the historic upper façade. Shutters will be removed from the lower windows, which will then be repainted. Additional phase one work includes installing trim on the upper level, adding an awning with spotlighting underneath, and installing signage. The applicants have submitted design options for consideration.

Consideration of this request was postponed at the September 11, 2025, RDDC meeting, as the applicants were not present to answer questions.

DESIGN GUIDELINES EXCERPTS

Section 3.2 – General Guidelines

Every reasonable effort should be made to preserve and enhance the historically significant elements of a building.

Restoration of the original storefront is preferred, but proposals for restoration or renovations will be considered on an individual basis.

In general, masonry buildings should not be painted if they are not currently painted.

Strive to unify the storefront and upper stories through the use of similar color, details, and materials.

Section 4.5 - Architectural and Site Guidelines for Small Buildings

Awnings are an excellent way to introduce color and texture into the commercial street/building environment. Fabric awnings are recommended (and vinyl awnings are permitted

with review and approval), and a range of acceptable colors should be agreed upon.

RECOMMENDATION

Staff recommends approval of PZ25-00425 with the condition that the storefront brick remain unpainted or, alternatively, that the stone tile cladding be installed to replicate the original storefront. Sign approval is not recommended at this time; the applicant will need to return with detailed renderings and dimensions for consideration.

ATTACHMENTS

1. Application
2. AA.06 410 Patton St Layout 2025.07.23 lo res
3. 410 Patton_16
4. 410 Patton_1
5. 410 Patton_2
6. 410 Patton_3
7. 410 Patton_4
8. 410 Patton_5
9. 410 Patton_6
10. 410 Patton_7
11. 410 Patton_8
12. 410 Patton_9
13. 410 Patton_10
14. 410 Patton_11
15. 410 Patton_12
16. 410 Patton_13
17. 410 Patton_14
18. 410 Patton_15

Deadline August 28th



CITY OF DANVILLE
Community Development
Division of Planning and Zoning

RIVER DISTRICT DESIGN COMMISSION
CERTIFICATE OF APPROPRIATENESS APPLICATION

The Danville City Council appoints the River District Design Commission (RDDC) to administer the River District Design Guidelines. The RDDC reviews building and site alterations within the District and issues a Certificate of Appropriateness (COA) if the alterations meet Design Guideline standards. Work on buildings and sites within the River District cannot begin until the RDDC issues a COA and the applicant receives all other required permits and approvals.

Please reference Design Guidelines Section 1.3 for Commission information and Section 1.7 for COA procedures

PLANNING DIVISION PROVIDED INFORMATION

Application #: P225-00425 RDDC Meeting Date: 09-11-2025
Date Received: 08/12/25 Received By: SEJ
Parcel ID: 81691 Address: 410 Patton St.
Additional Information: _____

APPLICANT PROVIDED INFORMATION

- 1. Please completely answer all application questions.
- 2. The property owner(s) or an authorized representative must sign the application.
- 3. A complete application along with drawings, photos, plans or sketches of your proposed improvements, including dimensions, is important for the RDDC to quickly and accurately act on your application. Please attach all additional materials.

Property Location: 410 Patton Street
Applicant: William H. Fullitt
Applicant's Address: 116 Westhampton Ave
Applicant's Phone Number: (434) 489-8389
Applicant's Email: _____
CEJ
OUTLOOK DESIGN INC
FREDERICK L. MEDER JR
918 GREEN ST.
DANVILLE VA 24541
334-207-0434

DANVILLE, VA

Proposed Improvement:

- Alteration Addition Rehabilitation New Construction Sign

Describe Proposed Request: photos attached of facade rehabilitation

Are you aware of the federal and state tax credits for potential reimbursement or credit of substantial rehabilitation project expenses? Yes No

Would you like more information about these programs? Yes No

William H. Fulton 8-22-25
 Applicant's Signature Date

OUTDOOR DESIGN INC
FREDERICK L. MEDER JR

 Property Owner's Signature Date
 (if not applicant)
F Meder 22 Aug 25

All buildings, structures, or improvements visible from a public right-of-way and in the River District must not be located, constructed, reconstructed, altered, or repaired without a Certificate of Appropriateness. The RDCC meets on the second Thursday of each month at 4:00 PM in the Municipal Building's fourth floor City Council Conference Room. Submit questions or applications to the Planning Division, Municipal Building, 427 Patton Street, Room 207, Danville, VA 24541, call us at (434)-799-5260.

GENERAL NOTES

VIRGINIA MAIN STREET: This community is a designated Virginia Main Street Community and as such these drawings are provided at no charge to the property owner. The Virginia Main Street program is sponsored through the Virginia Department of Housing and Community Development. Design recommendations must follow the Secretary of the Interior's Standards for Rehabilitation when the project is a designated historic building.

SCHEMATIC DESIGN: This drawing is conceptual and is not a working drawing for construction. The notes are intended as guidelines for rehabilitation. Any changes to the conceptual design should be reviewed and approved by the Main Street Designer and the local Program Manager. Some aspects of the design may require further drawings prior to construction. It is the responsibility of the owner and contractor to acquire additional technical or professional assistance as needed before or during construction. Field check any dimensions shown on this drawing.


STATE AND FEDERAL HISTORIC TAX CREDIT PROJECTS: If this project is seeking historic rehabilitation tax credits, it is the owners responsibility to submit all required forms and secure any and all approval from state and federal agencies for proposed work prior to beginning any construction. Contact staff at the Virginia Department of Historic Resources (VDHR) for general guidance and understanding the approval process for state and federal tax credits -- www.dhr.virginia.gov/tax-credits/. Changes to these drawings and additional drawings will likely be required.

ADA GUIDELINES: It is the owner's responsibility to ensure that the entire building meets the ADA Guidelines. Efforts are made in these drawings to meet the Guidelines when applicable.

LEAD PAINT & HAZARDOUS MATERIALS: The Owner & Contractor are responsible for total compliance of the Virginia Occupational and Health Administration regulations regarding protection for workers from and removal of lead paint, asbestos and all other hazardous materials.

PAINT AND AWNINGS: If new paint colors and awnings are shown for this building, they will be specified on an attached or separate Colors and Materials Chart. Paint colors can be matched to paint brand of the owner's choice as long as the color is the same and a high quality paint is chosen. If an exact color match is not possible, please contact the Virginia Main Street Designer for assistance in choosing new colors. See the back of the Colors and Materials Chart for paint specifications.

SIGNS: Verify compliance of sign size, mounting, and location with municipality's sign ordinance prior to manufacturer and/or purchase. All efforts were made to comply with all information provided by owner and owner representative at the time of this drawing.



EXISTING PATTON STREET FAÇADE

Dimensions provided by other. Verify all dimensions in field.



EAST END OF MANSARD ROOF

Dimensions provided by other. Verify all dimensions in field.

PHASE ONE CONSTRUCTION KEYNOTES:

1. Remove mansard roof, window dormers, cornice, soffit, and shutters. Contact Main Street Designer if unexpected materials or conditions are discovered, and provide photographic evidence for further recommendations.
2. Patch and repair precast concrete to match the existing texture, and repaint. Coping may need to be replaced to match the existing coping, ensuring water will not infiltrate through the repair cracks.
3. If existing, repair glass block windows, framing, and mortar joints to match existing conditions. If the framing needs painting, paint to match the lower facade windows or precast cladding. Contact Main Street Designer for further recommendations if missing.
4. Once the storefront cornice and soffit are removed, provide the Main Street Designer with photographs and measurements of the gap between the precast cladding and the brick for further recommendations. A trim detail with flashing will be recommended, such as a simple trim board with a beveled edge and/or simple trim such as cove, bullnose, or brick mould. Elaborate moulding, such as crown, should be avoided.
5. Scrape, prime, and paint existing double-hung windows, entry trim and paneling.
6. If lower façade brick remains, consider priming and painting the brick facade with a high-quality breathable paint appropriate for masonry applications to visually unify the 1970s lower façade with the historic 1940s upper facade; see Sheet A.3. While the lower facade brick was added in the 1970s and is therefore considered modern, painting unpainted brick is typically not recommended due to the potential to cause conditions issues and increase maintenance needs. Seek Certificate of Approval (COA) from the River District Design Commission (RDDC) for this option. If a Federal or State Tax Credit project, also seek approval from tax credit staff.
7. Provide and install a new fabric awning and an 8" valance with crenulated edge.
8. Sign program example shown:
 - A) Wall sign with example laser-cut metal sign letters and logo;
 - B) Directory sign panel;
 - C) Door sign using window decals.
9. Lighting examples shown:
 - A) Contemporary, surface-mounted LED fixture;
 - B) Bullet-style sign lighting with surface-mounted conduit painted to match the wall surface;
 - C) Wall-washing, spot lighting under awning.



ORIGINAL FAÇADE, 1948

Original precast concrete upper façade

- Precast concrete upper façade
- Glass block window
- Possibly precast wall cladding, stucco or other with textured paint
- Retractable awning location
- Storefront transom with applied store branding decoration
- Likely stone cladding, such as Lynchburg greenstone or granite

COMMONWEALTH PRESERVATION GROUP
 536 West 35th St. Norfolk, VA 23508
 Phone: 757.923.1900
www.commonwealthpreservationgroup.com

VIRGINIA MAIN Street
 VIRGINIA DEPARTMENT OF HOUSING AND COMMUNITY DEVELOPMENT

DANVILLE RIVER DISTRICT
 REIMAGINE THAT

Schematic Design for:

410 Patton Street
 Danville, Virginia

Date: 07/24/2025

VMS No.: AA.06

A.1

SHEET 1 OF 3

**SCHEMATIC DESIGN ONLY
 NOT FOR CONSTRUCTION**

COLOR & MATERIALS CHART

Acquire paint chip or material sample to confirm recommendation listed below on building surface at different times of day before making final decision on color or material.


PAINT:
Benjamin Moore paint or equivalent

P1: BM OC-17 White Dove



AWNING FABRIC:
Sunbrella Firesist fire-retardant fabrics or equivalent

A1: 82008 Black



© COMMONWEALTH PRESERVATION GROUP

PHASE ONE REHABILITATION - UNCOVER AND REPAIR UPPER FAÇADE

See Sheet A.3 for other Painted Façade Options.



© COMMONWEALTH PRESERVATION GROUP

N.I.C. - PHASE TWO REHABILITATION - LOWER FAÇADE AND STOREFRONT

This drawing shows a rebuilding of the original storefront, not in contract (N.I.C.)



536 West 35th St. Norfolk, VA 23508
Phone: 757.923.1900
www.commonwealthpreservationgroup.com



SCHEMATIC DESIGN FOR:
410 Patton Street
Danville, Virginia

Date: 07/24/2025
VMS No.: AA.06

A.2
SHEET 2 OF 3

**SCHEMATIC DESIGN ONLY
NOT FOR CONSTRUCTION**

COLOR & MATERIALS CHART

Acquire paint chip or material sample to confirm recommendation listed below on building surface at different times of day before making final decision on color or material.


PAINT:

Benjamin Moore paint or equivalent

P1: BM OC-17 White Dove



P2: BM HC-172 Revere Pewter



P3: BM 1628 Comet



AWNING FABRIC:

Sunbrella Firesist fire-retardant fabrics or equivalent

A1: 82008 Black



A2: 8755 Pacific Blue



See Sheet A.2 for all other work, except paint and alternative awning color options shown on Sheet A.3.



© COMMONWEALTH PRESERVATION GROUP

PHASE ONE REHABILITATION -
PAINT OPTION 'A' OF UPPER & LOWER FAÇADE



© COMMONWEALTH PRESERVATION GROUP

PHASE ONE REHABILITATION -
PAINT OPTION 'B' OF UPPER & LOWER FAÇADE



536 West 35th St. Norfolk, VA 23508
Phone: 757.923.1900
www.commonwealthpreservationgroup.com



SCHEMATIC DESIGN FOR:

410 Patton Street

Danville, Virginia

Date: 07/24/2025

VMS No.: AA.06

A.3

SHEET 3 OF 3

**SCHEMATIC DESIGN ONLY
NOT FOR CONSTRUCTION**



OUR NEW PATTON STREET STORE





REIMA

DANVILLE RIVER DISTRICT

PRIVATE
FOR EMPLOYEES
BY
ALL UNAUTHORIZED
PERSONS







PRIVATE PARKING

FOR EMPLOYEES, CIVIL SERVICE
WORKERS AT 400-400
AS INDICATED BY THE SIGN
NO PARKING



PRIVATE PARKING LOT
FOR EMPLOYEES, CUSTOMERS, AND VENDORS WITH
BUSINESS AT 415 PATTON STREET.
ALL UNAUTHORIZED VEHICLES WILL BE TOWED.
TOWING ENFORCED 24 HOURS PER DAY.























STAFF REPORT

DATE: November 13, 2025
TO: River District Design Commission
FROM: Renee Burton, Division Director of Planning
RE: Certificate of Appropriateness application PZ25-00491 filed by Derrick Pool to install wall sign at Parcel 21456 (541 Bridge Street).

SUMMARY

The applicant, Derrick Pool, is requesting approval to install a wall sign on the rear façade of the building located at 541 Bridge Street. The proposed sign will be a round wall-mounted sign measuring three (3) feet by three (3) feet, for a total area of nine (9) square feet. The sign will be visible from the rear parking area.

DESIGN GUIDELINES EXCERPTS

Section 7.2 Section 2 Sign Type, Placement and Size

b. Building Mounted Flat signs: Building signs for commercial/retail buildings are to be mounted flat to the building or painted on the building and limited to 32 square feet per business (i.e. two businesses on a longer storefront would each have a sign).

Article 10 Section O of the Zoning Ordinance

a. Wall signs. Wall signs shall be permitted for each establishment on the premises based on allowable square footage.

RECOMMENDATION

The Planning Staff recommends that the River District Design Commission approve PZ25-00491 at 541 Bridge Street.

ATTACHMENTS

1. RDDC Application for 541 Bridge Street
2. Screenshot_20250724_104130_Gallery(1)(1)



City of Danville
 427 Patton Street, Suite 208
 Danville VA, 24541
 Phone: (434) 799-5260

River District Design Commission

CERTIFICATE OF APPROPRIATENESS APPLICATION

The Danville City Council appoints the River District Design Commission (RDDC) to administer the River District Design Guidelines. The RDDC reviews building and site alterations within the District and issues a Certificate of Appropriateness (COA) if the alterations meet Design Guideline standards. Work on buildings and sites within the River District cannot begin until the RDDC issues a COA and the applicant receives all other required permits and approvals. Please reference Design Guidelines Section 1.3 for Commission information and Section 1.7 for COA procedures.

PLANNING DIVISION PROVIDED INFORMATION

Application #: P205-60491 RDDC Meeting Date: Oct. 9
 Date Received: 9/24 Received By: S. Williams
 Parcel ID: 21456 Zoning District: _____
 Additional Information: _____

APPLICANT PROVIDED INFORMATION

Applicant: Derrick Pool
 Applicant's Address: 541 Bridge Street Danville Va 24540
 Applicant's Phone Number: (434) 203-0840
 Applicant's E-mail: DerrickPool24@gmail.com

ZONING ORDINANCE RDDC APPLICATION STANDARDS

Article 3.R Section C.6: In consideration of a complete application, the Planning Director and the Review Commission may require any or all of the following information and any other materials as may be deemed necessary for its review:

- A. Statement of proposed use and user.
B. Statement of estimated construction time.
C. Photographs and maps relating proposed use to the surrounding property and/or the corridor on which it is located.
D. Preliminary Subdivision Plat, and other exhibits showing the location of the existing and proposed building and site improvements, including:
E. Architectural drawings showing plan view and elevations of new planned construction or renovations, including drawings of original building.
F. A landscaping and buffer plan.
G. Designs for exterior signing, lighting and graphics, to include description of materials, colors, placement and means of physical support, lettering style and message to be placed on signs.

Property Location (address/ID#): 541 Bridge Street Danville, Va. 24540

Proposed Improvement:

- Alteration Addition Rehabilitation New Construction Sign

Improvement Description: 35x35 circle shape business sign

Are you aware of the federal and state tax credits for potential reimbursement or credit of substantial rehabilitation project expenses? Yes No

Would you like more information about these programs? Yes No

Derrick Pol

Applicant Signature

Property Owner Signature (if not applicant)





STAFF REPORT

DATE: November 13, 2025
TO: River District Design Commission
FROM: Renee Burton, Division Director of Planning
RE: Certificate of Appropriateness PZ25-00526 filed by Andrea' Kay Skin Studio to install wall sign at Parcel 21456 (541 Bridge Street Suite 3).

SUMMARY

The applicant, Andrea' Kay Skin Studio, is requesting approval of an existing wall sign located on the rear façade of the building at 541 Bridge Street. The sign is visible from the rear parking area. The request is for after-the-fact approval to bring the sign into compliance with River District Design Commission requirements.

DESIGN GUIDELINES EXCERPTS

Section 7.2 Section 2 Sign Type, Placement and Size

b. Building Mounted Flat signs: Building signs for commercial/retail buildings are to be mounted flat to the building or painted on the building and limited to 32 square feet per business (i.e. two businesses on a longer storefront would each have a sign).

Article 10 Section O of the Zoning Ordinance

a. Wall signs. Wall signs shall be permitted for each establishment on the premises based on allowable square footage.

RECOMMENDATION

The Planning Staff recommends that the River District Design Commission approve PZ25-00526 at 541 Bridge Street.

ATTACHMENTS

1. COA Application- 541 Bridge St Ste 3
2. 1000008782

ZONING ORDINANCE RDDC APPLICATION STANDARDS

Article 3.R Section C.6: In consideration of a complete application, the Planning Director and the Review Commission may require any or all of the following information and any other materials as may be deemed necessary for its review:

- A. Statement of proposed use and user.
- B. Statement of estimated construction time.
- C. Photographs and maps relating proposed use to the surrounding property and/or the corridor on which it is located. Site plan drawings, prepared to meet the City site development plan submission requirements for a Preliminary Site Plan or
- D. Preliminary Subdivision Plat, and other exhibits showing the location of the existing and proposed building and site improvements, including:
 - (1.) Existing property boundaries, building placement and site configuration;
 - (2.) Existing topography and proposed grading;
 - (3.) Location of parking, pedestrian access, signage, exterior lighting, fencing and other site improvements; (4) Relationship to adjacent land uses;
 - (4.) Proposed site improvements, including location of parking, access, signage, exterior lighting, fencing, buildings and structures and other appurtenant elements;
 - (5.) Proposed building color and materials;
 - (6.) Relationship of building and site elements to existing and planned corridor development;
 - (7.) Relationship of parking, pedestrian facilities, and vehicular access ways to existing and planned corridor development; and
 - (8.) Other site plans and subdivision plats as may be required by Danville for development approval.
- E. Architectural drawings showing plan view and elevations of new planned construction or renovations, including drawings of original building.
- F. A landscaping and buffer plan.
- G. Designs for exterior signing, lighting and graphics, to include description of materials, colors, placement and means of physical support, lettering style and message to be placed on signs. Graphic exhibits depicting compliance with other design elements.

Property Location (address/ID#): 541 Bridge Street Suite 3 Danville, VA 24541

Proposed Improvement:

- Alteration
 Addition
 Rehabilitation
 New Construction
 Sign

Improvement Description: Andrea Kay Skin Studio Sign 35 x 35

Are you aware of the federal and state tax credits for potential reimbursement or credit of substantial rehabilitation project expenses? Yes No

Would you like more information about these programs? Yes No

Kayle Jmy
Applicant Signature

[Signature]
Property Owner Signature
(if not applicant)

AK
Andrea Kay
SKIN STUDIO

Let it Go

Est. 2021

national Associ



STAFF REPORT

DATE: November 13, 2025
TO: River District Design Commission
FROM: Renee Burton, Division Director of Planning
RE: Certificate of Appropriateness PZ25-00531 filed by L Studio Gallery to install a door sign and sandwich board sign at Parcel 21451(610 Craghead Street).

SUMMARY

Louise Bendall, on behalf of L Studio Gallery, has submitted a request for approval to install a window sign on the primary door and to allow a sandwich board sign at 610 Craghead Street. The door is located to the right of the staircase at the front of the building and the glass window of the door measures 45" tall by 24" wide. The proposed door window decal will feature the L Studio Gallery logo and measure 30.24" tall by 20.5" wide.

The proposed sandwich board sign measures 36" tall by 24" wide and is doubled sided. The sign area measures 6 square feet total.

L Studio Gallery is a ceramics studio, as well as a gallery and art event space.

DESIGN GUIDELINES EXCERPTS

7.2 - Commercial Signs

Signs should be produced by a skilled sign professional to ensure legibility and attractive design.

Colors for signs should generally be limited to three and should harmonize with or compliment the colors of the building.

Store window lettering should be no more than 6" tall, and should probably be no more than 4" on doors and upper floor windows, and may cover no more than 15% of the total area of a display window, and 20% of a door or double hung window.

2.0 - Sandwich Board Signs

A-frame or sandwich board signs are allowed in front of stores, but materials and construction for the sign itself must be approved in advance. Each face of the sign must be no more than 10 square feet, and the sign may be no more than 4 feet high.

RECOMMENDATION

Staff recommends approval of Certificate of Appropriateness application PZ25-00531 filed by L Studio Gallery to install a door sign and sandwich board sign at Parcel 21451 (610 Craghead Street).

ATTACHMENTS

1. 610 Craghead_3 (1)
2. Window Sign (1)
3. 2025.10.21_COA Application_610 Craghead (1)



Search or ask a question



★★★★☆ 469

Sponsored ⓘ

Brand: Cakokow

5.0 ★★★★★ (1)

A Frame Sign 24x36 Inch Sandwich Board, Heavy Duty Double-Sided Folding Sidewalk Signboard, Slide-in Steel Metal Frame Sign Display Holder for Outdoor & Indoor Street Poster, Businesses, Advertising



\$29.99

Does it come with posters?

Can it withstand strong wind?



20.5" wide

30.24" tall



*Pottery Studio, Art Gallery,
& Arts Events Space*

www.lstudiogallery.com



CITY OF DANVILLE

Community Development Division of Planning and Zoning

RIVER DISTRICT DESIGN COMMISSION CERTIFICATE OF APPROPRIATENESS APPLICATION

The Danville City Council appoints the River District Design Commission (RDDC) to administer the River District Design Guidelines. The RDDC reviews building and site alterations within the District and issues a Certificate of Appropriateness (COA) if the alterations meet Design Guideline standards. Work on buildings and sites within the River District cannot begin until the RDDC issues a COA and the applicant receives all other required permits and approvals.

Please reference Design Guidelines Section 1.3 for Commission information and Section 1.7 for COA procedures

PLANNING DIVISION PROVIDED INFORMATION

Application #: P225-00531 RDDC Meeting Date: 11/13/25
Date Received: 10/21/25 Received By: RB
Parcel ID: 21451 Address: 410 Craghead St.
Additional Information: _____

APPLICANT PROVIDED INFORMATION

1. Please completely answer all application questions.
2. The property owner(s) or an authorized representative must sign the application.
3. A complete application along with drawings, photos, plans or sketches of your proposed improvements, including dimensions, is important for the RDDC to quickly and accurately act on your application. Please attach all additional materials.

Property Location: 610 Craghead Street, Commercial Space, Danville
Applicant: Louise Bendall - L Studio Gallery
Applicant's Address: 135 College Ave, Danville, VA 24541
Applicant's Phone Number: 206-643-8480
Applicant's Email: Lstudiogalleryllc@gmail.com

DANVILLE, VA

Proposed Improvement:

- Alteration Addition Rehabilitation New Construction Sign

Describe Proposed Request: Door decal on main entrance/side door. Also sandwich board.

Are you aware of the federal and state tax credits for potential reimbursement or credit of substantial rehabilitation project expenses? Yes No

Would you like more information about these programs? Yes No


 Applicant's Signature 10/21/2025
 Date


 Property Owner's Signature 10/21/25
 (if not applicant) Date

All buildings, structures, or improvements visible from a public right-of-way and in the River District must not be located, constructed, reconstructed, altered, or repaired without a Certificate of Appropriateness. The RDDC meets on the second Thursday of each month at 4:00 PM in the Municipal Building's fourth floor City Council Conference Room. Submit questions or applications to the Planning Division, Municipal Building, 427 Patton Street, Room 207, Danville, VA 24541, call us at (434)-799-5260.